

**ean  
congress**

8<sup>th</sup> Congress of the  
European Academy  
of Neurology

**Europe  
2022**

June 25 – 28  
Vienna, Austria  
#ean2022



# Congress Report – Industry

### Numbers at a glance

SCIENCE SPREAD ALL OVER THE WORLD: PARTICIPANTS FROM **110** COUNTRIES



**42** INDUSTRY PARTNERS



**312**

INVITED SPEAKERS

**2,260**

SUBMITTED ABSTRACTS



**1,873**

ACCEPTED ABSTRACTS



MORE THAN

**8,099**

PARTICIPANTS



5,363 ONSITE

2,736 VIRTUAL

**16**

SESSION ROOMS



**2,332** sqm

EXHIBITION

64 ONSITE EXHIBITORS INCLUDING

26 NEUROHOOD EXHIBITORS

10 VIRTUAL EXHIBITORS



**17,793h**

TOTAL ONLINE LIVE VIEWING TIME




**621**

PORTRAITS OF EAN MEMBERS TAKEN



**301**

Sessions



**28,116**



ONLINE LIVE VIEWERS IN ALL SESSIONS COMBINED



MORE THAN


**7,000**



CUPS OF COFFEE

## Registration Statistics

### General Attendance 2015–2022




**Berlin 2015**  
6,434



**Copenhagen 2016**  
5,521



**Amsterdam 2017**  
6,004




**Lisbon 2018**  
6,766



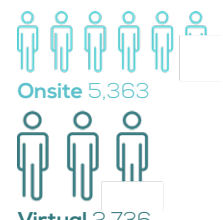
**Oslo 2019**  
6,919



**Virtual 2020**  
43,844



**Virtual 2021**  
11,095

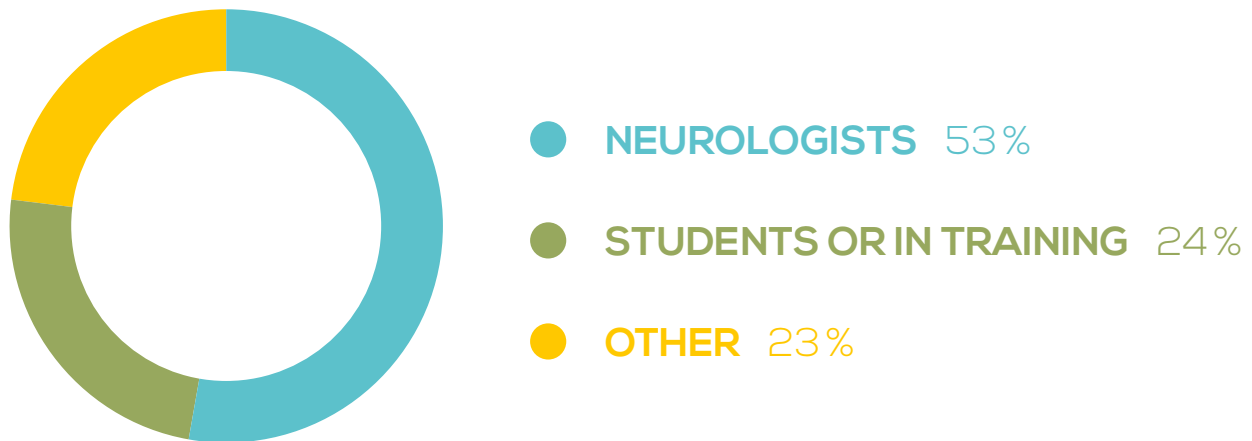


**Europe 2022**  
8,099

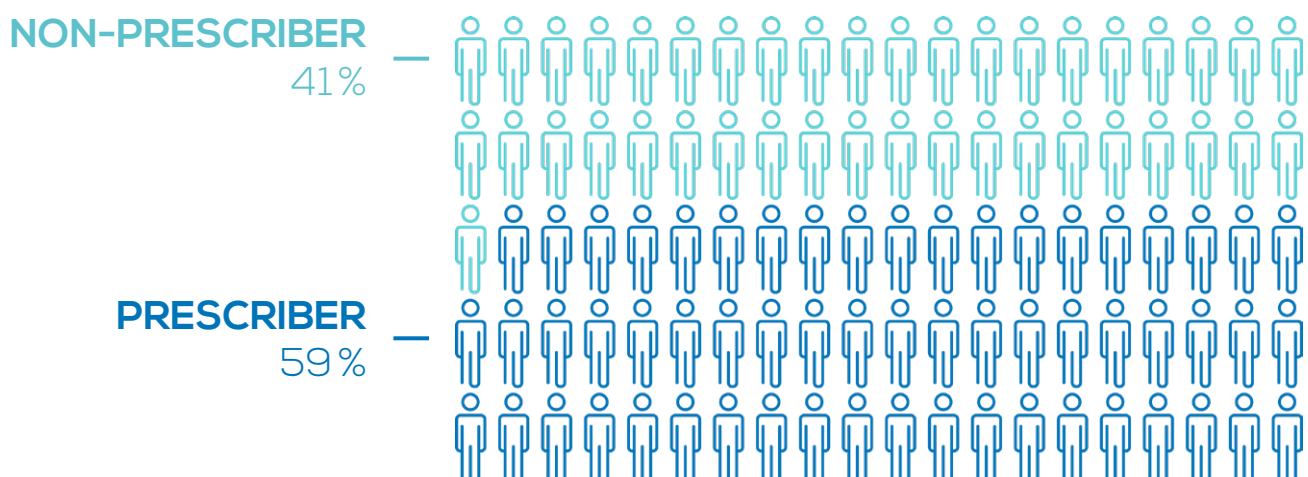
## Gender



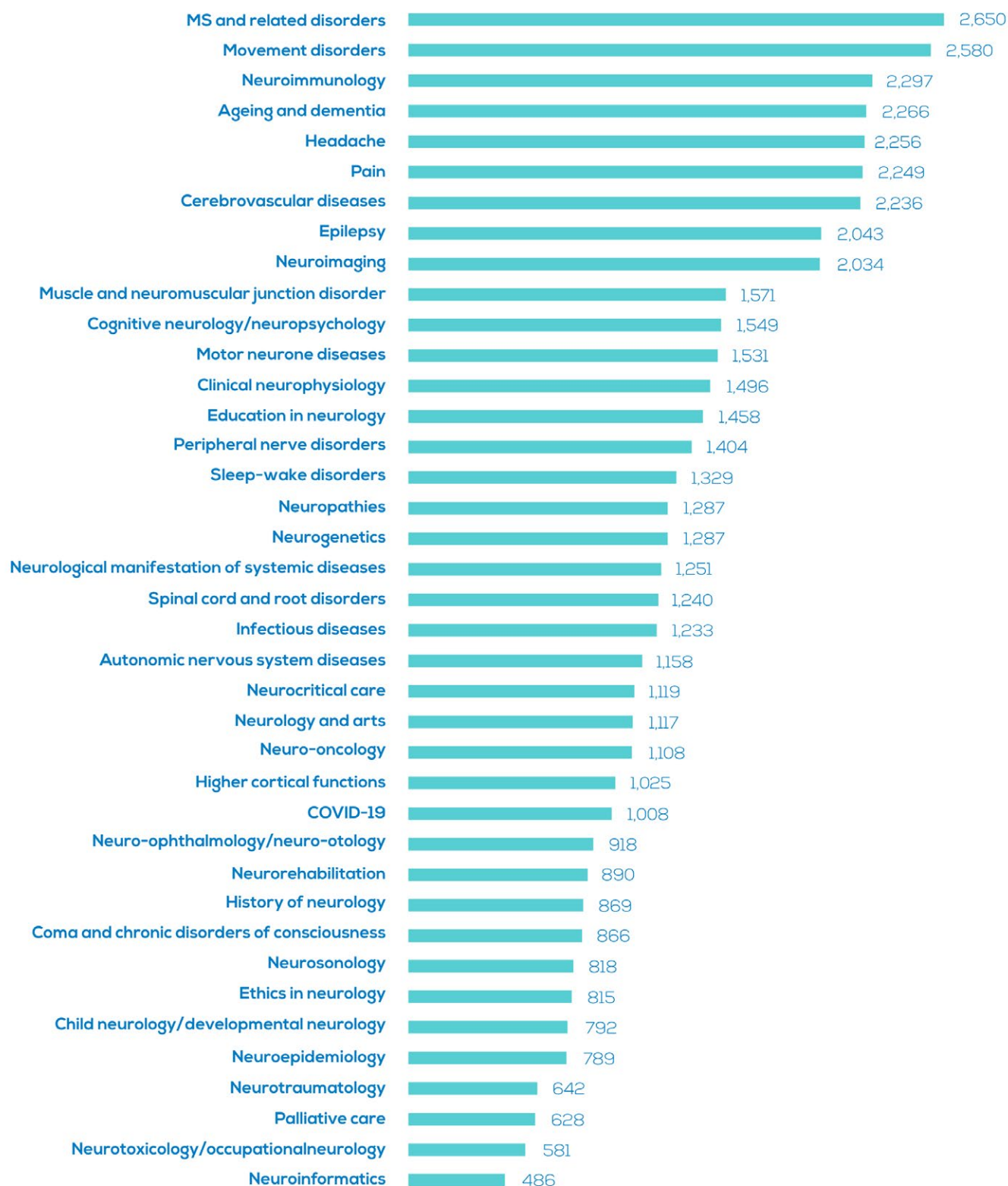
### Congress Profession



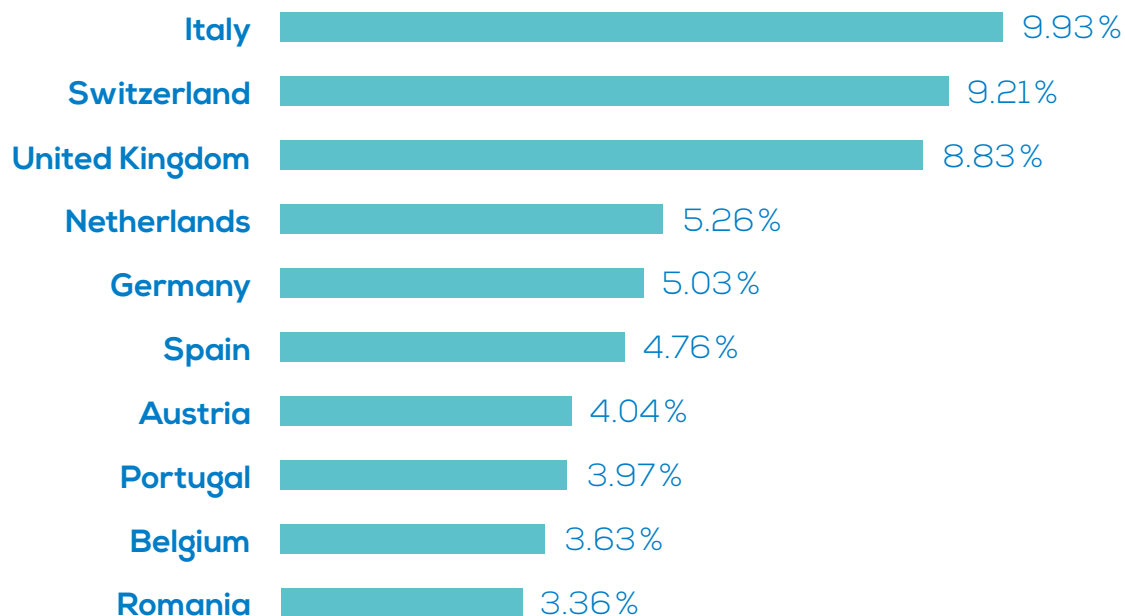
### Prescriber vs. Non-Prescriber



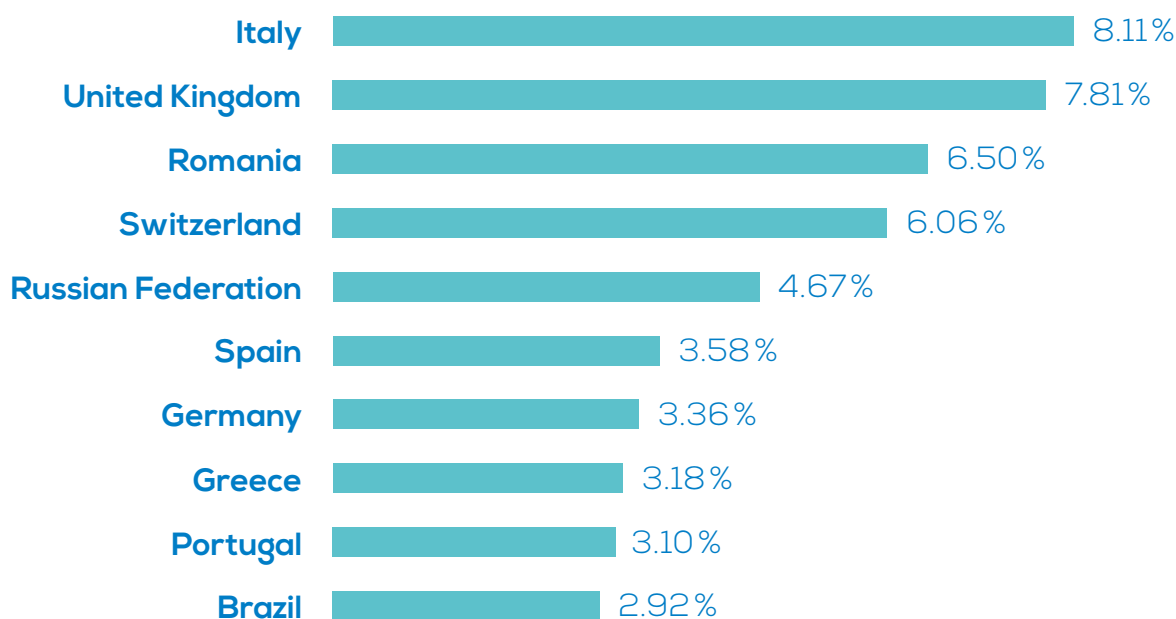
## Participants by topic of interest



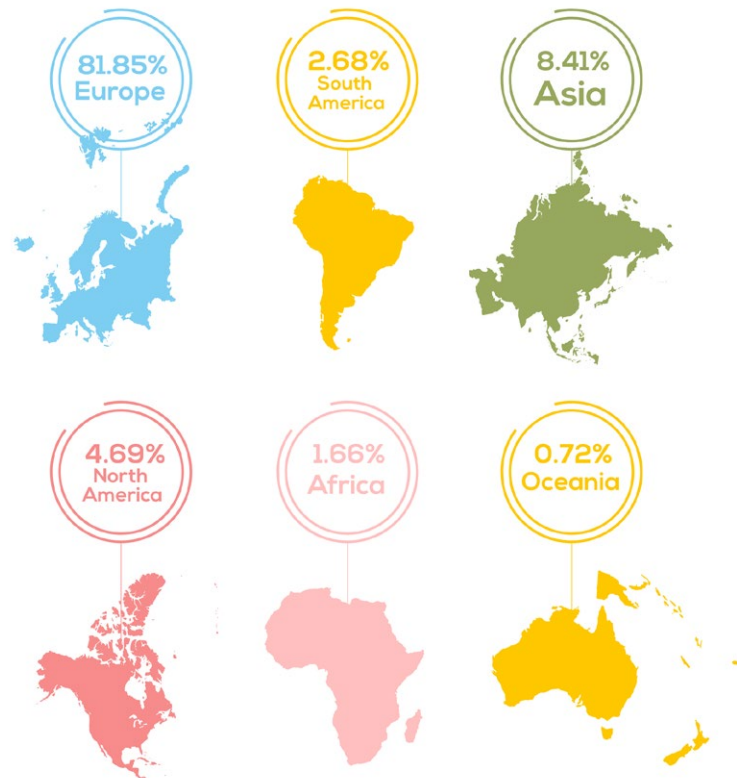
### Top 10 Countries (onsite and virtual registrations)



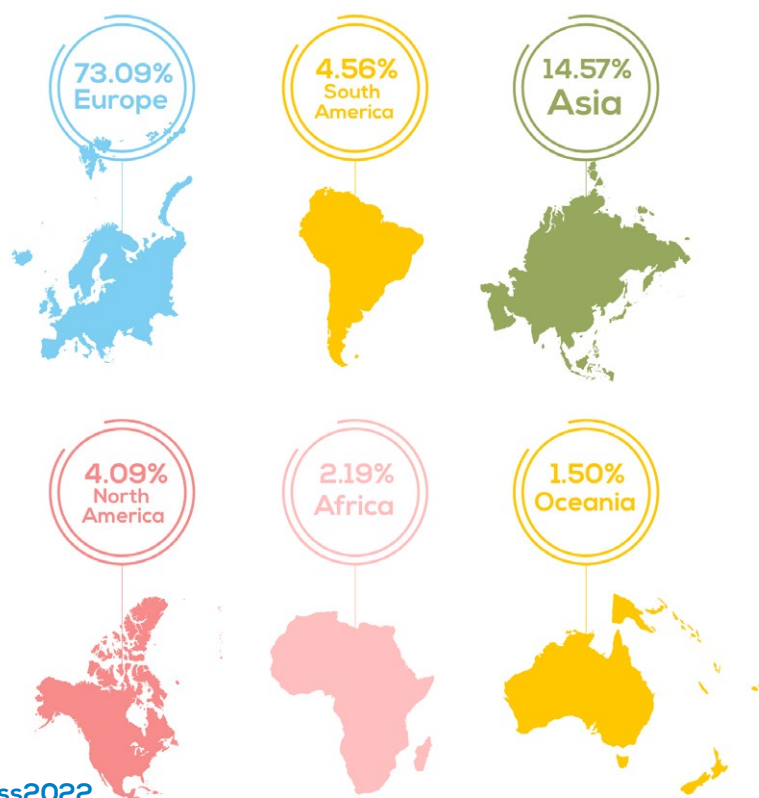
### Top 10 Countries (virtual registrations only)



Participants by Continent (onsite and virtual registrations)



Participants by Continent (virtual registrations only)



## Programme Statistics

301

**SESSIONS IN TOTAL INCL.  
INDUSTRY SESSIONS**

55

**SCIENTIFIC SESSIONS**

- 4 Plenary Symposia
- 9 Symposia
- 1 Topical Symposium
- 19 Focused Workshops
- 22 Special Sessions

123

**ORAL, EPRESENTATIONS &  
EPOSTER SESSIONS**

- 32 Oral Sessions
- 36 ePresentation Sessions
- 54 ePoster Sessions
- 1 Tournament Final

90

**EDUCATIONAL SESSIONS**

- 18 Teaching Courses
- 8 Hands on Courses
- 8 Interactive Sessions
- 9 Case Based Workshops
- 5 Controversy Sessions
- 8 Career Development Sessions
- 33 Scientific Theatre Sessions
- 1 Networking Session

312

**INVITED  
SPEAKERS**

16

**SESSION ROOMS**

- 1 Main Auditorium
- 11 regular Session Rooms
- 1 Scientific Theatre
- 1 Case Based Workshop Room
- Hands on Course Room
- 1 Sub-Specialty Track/  
Virtual Session Room

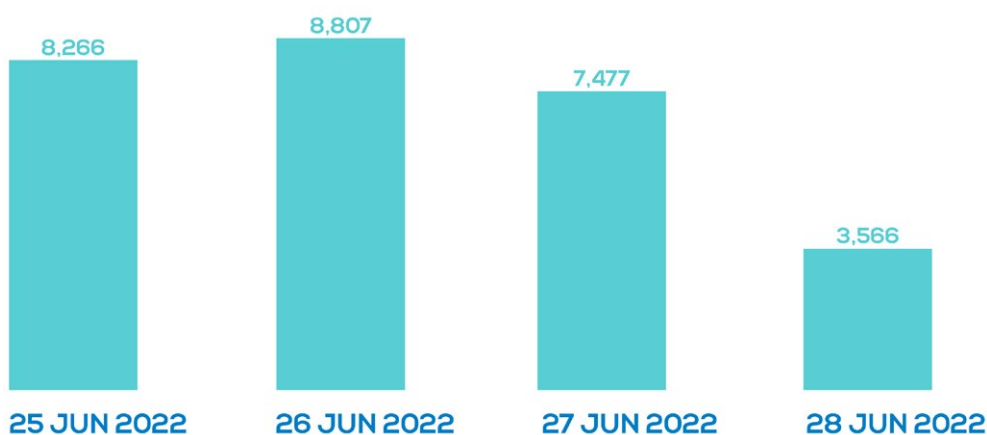


## Virtual Congress Platform Statistics

### Session Attendance live

TOTAL: 28,116 LIVE VIEWERS

TOTAL: 17,793h TOTAL LIVE VIEWING TIME



### On-Demand Performance

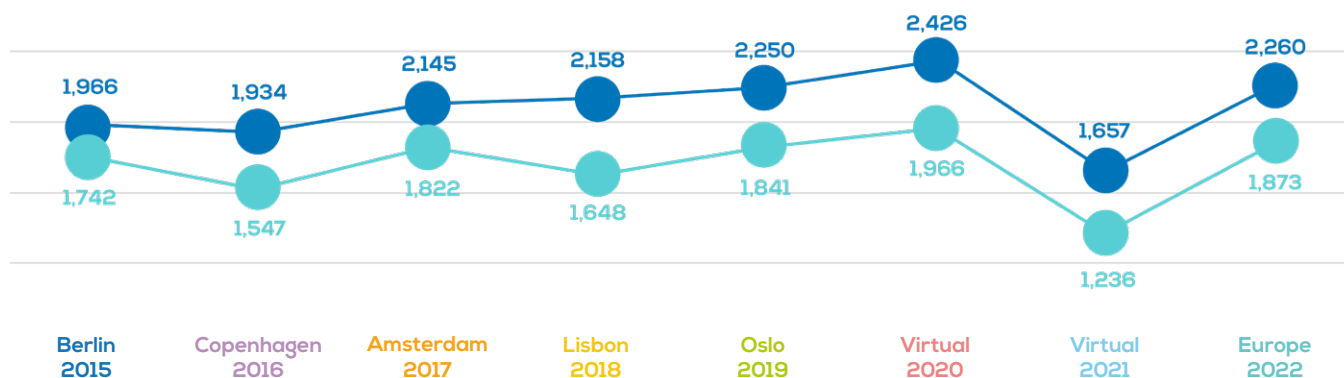
10,964 TOTAL ON-DEMAND VIEWERS

84,613h TOTAL ON-DEMAND VIEWING TIME

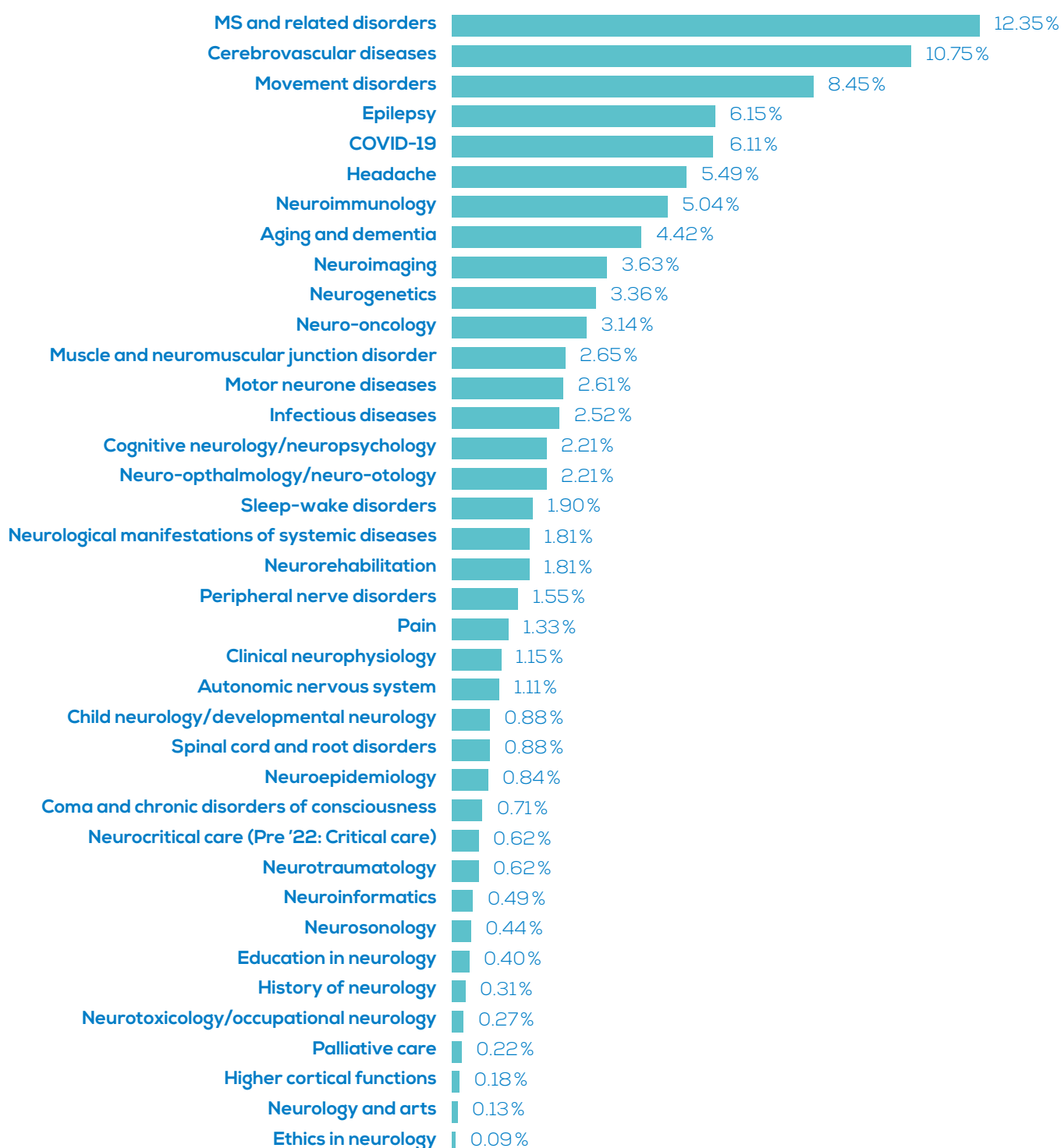
## Abstract Statistics

### Abstract Submission / Acceptance 2015–2022

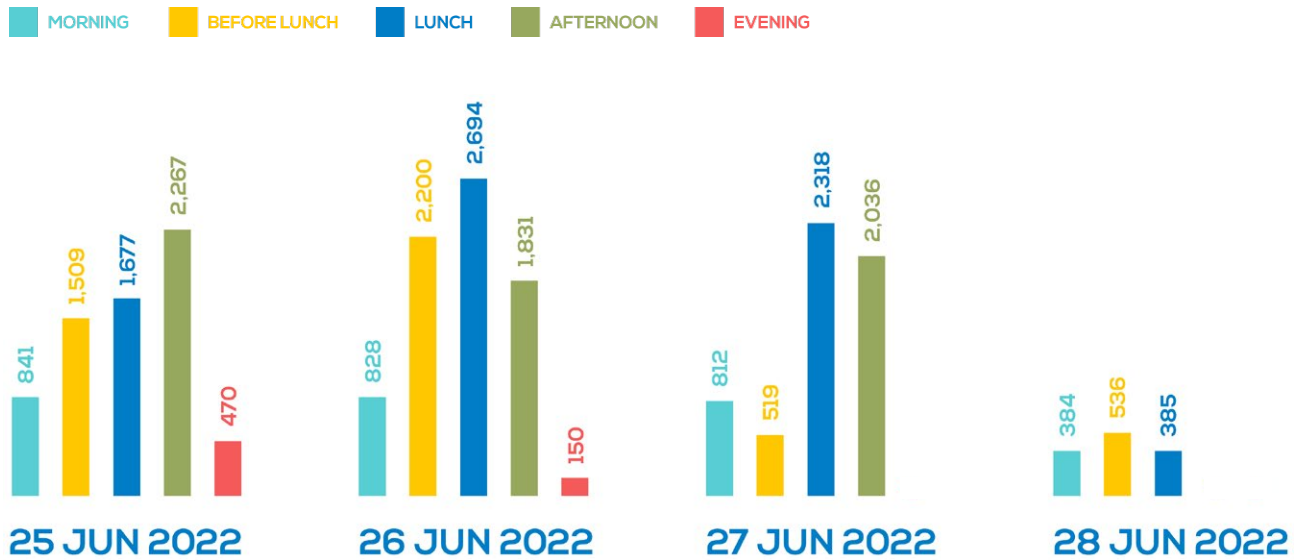
● Abstracts accepted ● Abstracts submitted



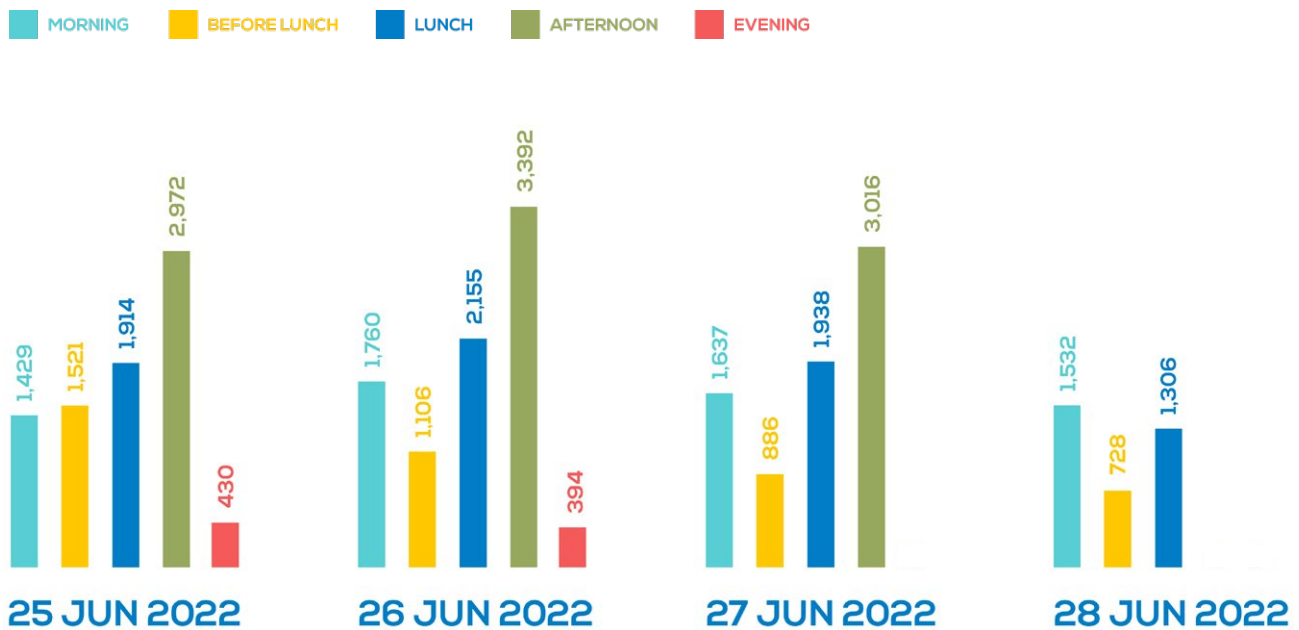
## Abstracts submitted by topic



### Session Participation per daytime (onsite)



### Unique Viewers Live per Daytime (Virtual)



## Industry Activities

### 4 PREMIUM SPONSORS



### 9 MAJOR SPONSORS



### 6 TOP SPONSORS



### 3 CONTRIBUTORS



### 6 SPONSORS & EXHIBITORS

CeGaT | Chiesi Farmaceutici | Dätwyler | DEYMED Diagnostic | EB Neuro S.p.A. | Finapres Medical Systems | Icometrix | Impeto Medical | Kedrion Biopharma | Natus | Nestlé Health Science | Neuroderm | Nightwatch | Optomed | Quanterix | Scholar Rock | Sebia | Storz Medical | Wisepress | Wolters Kluwer

Exhibition space, virtual exhibition and industry sessions  
EAN Congress 2016-2022

<p>ean congress <b>Copenhagen 2016</b></p>	<p>ean congress <b>Amsterdam 2017</b></p>	<p>ean congress <b>Lisbon 2018</b></p>
<p>1,687 sqm exhibiton</p>	<p>1,940 sqm exhibiton</p>	<p>2,230 sqm exhibiton</p>
<p>14 Satellite Symposia</p>	<p>17 Satellite Symposia</p>	<p>20 Satellite Symposia</p>
	<p>7 Forum Talks</p>	<p>13-Day Satellite Sessions</p>
		<p>9 Forum Talks</p>
<p>ean congress <b>Oslo 2019</b></p>	<p>ean congress <b>virtual 2020</b></p>	<p>ean congress <b>virtual 2021</b></p>
<p>2,615 sqm exhibiton</p>	<p>50 virtual exhibitors</p>	<p>56 virtual exhibitors</p>
<p>20 Satellite Symposia</p>	<p>20 Satellite Symposia</p>	<p>24 Satellite Symposia</p>
<p>2 3-Day Satellite Sessions</p>	<p>2 3-Day Satellite Sessions</p>	<p>6 3-Day Satellite Sessions</p>
<p>8 Forum Talks</p>	<p>9 Forum Talks</p>	<p>4 Forum Talks</p>
		<p>2 Early Bird Satellite Sessions</p>
<p>ean congress <b>Europe 2022</b></p>		
<p>2,332 sqm exhibiton</p>		
<p>10 virtual exhibitors</p>		
<p>23 Satellite Symposia</p>		
<p>5 3-Day Satellite Sessions</p>		
<p>4 Forum Talks</p>		
<p>1 Early Bird Satellite Sessions</p>		

## Benchmarks for Industry Sessions Attendance

### Session Attendance of Industry Sessions (onsite)

Value	25 JUN 2022	26 JUN 2022	27 JUN 2022	all days
<b>Sum</b>	2,019	3,319	2,569	7,907
<b>Max</b>	425	497	600	600
<b>Min</b>	105	11	27	11
<b>Median</b>	175	160	106	150
<b>Average</b>	202	175	184	184

### Unique live viewers of Industry Sessions per day (virtual)

Value	25 JUN 2022	26 JUN 2022	27 JUN 2022	all days
<b>Sum</b>	1,800	2,706	1,879	6,385
<b>Max</b>	287	267	216	287
<b>Min</b>	68	19	24	19
<b>Median</b>	182	144	134	143
<b>Average</b>	180	142	134	148

### Live watch time of Industry Sessions per day (virtual)

Value	25 JUN 2022	26 JUN 2022	27 JUN 2022	all days
<b>Sum</b>	45,801	74,144	46,561	166,506
<b>Max</b>	9,925	12,407	6,764	12,407
<b>Min</b>	1,135	248	284	248
<b>Median</b>	4,230	3,281	3,281	3,281
<b>Average</b>	4,580	3,902	3,326	3,872